



إدارة متاحف الشارقة  
Sharjah Museums Department

## SCHOOL PROGRAMMES

2016 - 2017



© All rights reserved to Sharjah Museums Department 2016

Annual  
Programmes

Discover

Learn

Enjoy

## WELCOME TO SHARJAH MUSEUMS

The Sharjah Museums Department (SMD) was established in 2006 by His Highness Dr. Sheikh Sultan Bin Mohammed Al Qasimi, Member of the UAE Supreme Council and Ruler of Sharjah, as a government entity that aims to provide the highest standards of museum services to Sharjah's community and visitors, by offering a range of facilities, hosting regional and international exhibitions, and providing education programmes for all ages and abilities. SMD manages 16 museums in the emirate, covering modern and contemporary art, Islamic arts and culture, archaeology, marine science and, maritime history, UAE heritage and children's learning.

## SCHOOL PROGRAMMES

Plan a lifelong learning experience for your students!

Sharjah Museums provide different and enjoyable learning methods for students. Students will interact with education specialists through discussion-based tours, including in-gallery activities and workshops. All school programmes are gallery-based, support school curricula and subjects, and contribute to students' wealth of knowledge. This guide book will help you discover the various school programmes for the academic year 2016 – 2017.

## MUSEUMS SERVICES



Elevator



Prayer Room



Toilets



Library



Gift Shop



Baby Changing Table



Mothers' Room



Parking



Wheelchair Access



Coffee Shop



Audio Tour



Wi-Fi



Wheelchair Available



Large Print  
Publications








































































































































Phone



Braille  
Publications

# MUSEUMS INFORMATION

| Sharjah Aquarium   |               |  |  |
|--|---------------|--|--|
|    | 06 - 528 5288 | Week Days: 8:00 am - 8:00 pm , Friday: 4:00 pm - 10:00 pm , Sunday: closed |               |
| Sharjah Discovery Centre   |               |  |  |
|    | 06 - 558 6577 | Week Days: 8:00 am - 8:00 pm , Friday: 4:00 pm - 8:00 pm                   |              |
| Sharjah Science Museum   |               |  |  |
|    | 06 - 566 8777 | Week Days: 8:00 am - 8:00 pm , Friday: 4:00 pm - 8:00 pm                   |              |
| Al Mahatta Museum  |               |  |  |
|    | 06 - 573 3079 | Week Days: 8:00 am - 8:00 pm , Friday: 4:00 pm - 8:00 pm                   |          |
| Sharjah Calligraphy Museum   |               |  |  |
|    | 06 - 569 4561 | Week Days: 8:00 am - 8:00 pm , Friday: 4:00 pm - 8:00 pm                   |      |
| Sharjah Art Museum   |               |  |  |
|    | 06 - 568 8222 | Week Days: 8:00 am - 8:00 pm , Friday: 4:00 pm - 8:00 pm                   |           |
| Sharjah Museum of Islamic Civilization   |               |  |  |
|    | 06 - 565 5455 | Week Days: 8:00 am - 8:00 pm , Friday: 4:00 pm - 8:00 pm                   |              |
| Sharjah Heritage Museum  |               |  |  |
|    | 06 - 568 0006 | Week Days: 8:00 am - 8:00 pm , Friday: 4:00 pm - 8:00 pm                   |         |
| Sharjah Archaeology Museum   |               |  |  |
|    | 06 - 566 5466 | Week Days: 8:00 am - 8:00pm , Friday: 4:00 pm - 8:00 pm                    |             |
| Sharjah Maritime Museum  |               |  |  |
|    | 06 - 522 2002 | Week Days: 8:00 am - 8:00 pm , Friday: 4:00 pm - 8:00 pm                   |            |
| Bait Sheikh Saeed Bin Hamad Al Qassimi   |               |  |  |
|  | 09 - 277 4442 | Week Days: 8:00 am - 8:00 pm , Friday: 4:00 pm - 8:00 pm                   |         |
| Al Eslah School Museum   |               |  |  |
|  | 06 - 568 4114 | Week Days: 8:00 am - 8:00 pm , Friday: 4:00 pm - 8:00 pm                   |  |
| Sharjah Classic Cars Museum  |               |  |  |
|  | 06 - 558 0222 | Week Days: 8:00 am - 8:00 pm , Friday: 4:00 pm - 8:00 pm                   |             |
| Sharjah Fort   |               |  |  |
|  | 06 - 568 5500 | Week Days: 8:00 am - 8:00 pm , Friday: 4:00 pm - 8:00 pm                   |               |

## Sharjah Museum of Islamic Civilization

Sharjah Museum of Islamic Civilization houses seven large themed gallery complexes spread over two floors: Abu Bakr Gallery of Islamic Faith, Ibn Al Haitham Gallery of Science and Technology, the Islamic Art Galleries (four galleries) as well as special local and international visiting exhibitions. For more information on special visiting exhibitions and programmes, please contact the museum directly.

**The Museum provides coverage of national and international curricula objectives within the programmes of study of geography, history, and Islamic Studies.**

## TOURS (1 hour)

### Islamic Art Galleries

Students will focus on a small selection of artefacts within the galleries of Islamic Art to identify distinctive features of Islamic arts and crafts. Particular emphasis will be placed upon the prevalent use of geometric and floral designs, where students will be given time to search for these distinctive patterns and shapes in other artefacts within the Museum. This tour is discussion-based and includes hands-on activities.

### Ibn Al Haitham Gallery of Science and Technology

Students will learn about Islamic innovation in areas of geometry, astrology and medicine through a close examination of a range of displays about the contributions of Islamic scientists that helped to change the world. This tour is discussion-based and includes hands-on activities.

### Abu Bakr Gallery of Islamic Faith

Suitable for both Muslim and non-Muslim students, this tour involves viewing and discussing artefacts that reveal key features of the Islamic faith and its relation to the everyday life of Muslims around the world. This tour is discussion-based and includes hands-on activities.

### Self-Led Tour

Teachers can lead their own tour at Sharjah Museum of Islamic Civilization using the pre- and post-visit materials, key questions and glossary offered online in the Education section of Sharjah Museums Department's website.

## WORKSHOPS (2 hours)

### The Prayer (Elementary School)

Students will discover the distinctive features of Muslim prayer and discuss a range of artefacts within the Abu Bakr Gallery of Islamic Faith. They will then create their own animated artwork.



### **Al-Hajj (Elementary School)**

In this workshop, students will learn about Al Hajj, which is the fifth pillar of Islam, through discussing its stages in Abu baker Gallery of Islamic Faith. They will then act in a scene representing Al Hajj rituals, and create a 3D card for greeting pilgrims.

### **Astrolabe (Middle and Secondary School)**

Students will learn about the ingenuity and achievements of Muslim scientists in various sciences, and their contributions to scientific research and inventions, through a tour at Ibn Al Haitham Gallery of Science and Technology. Each student will then learn how to create a sample of the astrolabe structure.

### **Al-Idrisi Map (Middle and Secondary School)**

At the Ibn Al Haitham Gallery of Science and Technology, students will identify the types of waterwheels that contributed to the development of agriculture in the world. Moreover, they will learn about Muslim scholars and their most important achievements in various fields including: medicine, astronomy and geography. Each student will then draw their own map inspired by the map of Al-Idrisi.

### **Islamic Patterns (All Grades)**

Students will have a tour around the Islamic Arts galleries where they will learn more about the Islamic patterns. After that, they will get a chance to create amazing Islamic patterns on plates.



## Sharjah Art Museum

Sharjah Art Museum displays a captivating collection of modern and contemporary Arab art. This contemporary collection is composed of paintings and sculptures by some of the most famous artists in the Middle East including Abdulqader Al Rais, Louay Kayali, Bashir Sinwar, Faiq Hassan, Mohammed Yusuf and Ismail Fatah Al-Turk. In addition to artworks of various mediums and techniques, the museum features a range of expressive techniques that will spur your imagination. Throughout the year, the museum holds a variety of temporary exhibitions and art events. The Art Library consists of over 4000 titles in Arabic, English and other languages, along with visual and audio materials.

**The Museum provides coverage of national and international curriculum objectives within the programmes of history and fine arts studies.**

## TOURS (1 hour)

### General Tour

Led by museum staff, students will be able to enjoy a selected number of artworks in the Modern and Contemporary Arab Art collection and identify the various art techniques, history, and stories. The tour is discussion-based and includes hands-on activities.

### Self-Led Tour

Teachers can lead their own tour at Sharjah Art Museum using the pre- and post-visit materials, key questions and glossary offered online in the Education section of Sharjah Museums Department's website.

## WORKSHOPS (2 hours)

### Fingerprints (Kindergarten)

Kids will learn about an artwork from the Modern and Contemporary Arab Art Exhibition and discuss its details. During the tour, they will enjoy watching a puppet show using an interesting dialogue to tell the story of stray animals and their continuing search for food and shelter.

### Geometric Designs (Elementary School)

Students will explore the structured building of Sharjah Art Museum by identifying and looking at different Islamic designs used within the building itself. They will enjoy classifying basic shapes, straight and curved lines, as well as horizontal and vertical lines that will inspire and prepare them for the workshop.

### Portrait (All Grades)

Students will focus on the arts of portraits; an artistic representation of a person. They will create a painting with the help of the education specialist using canvas, acrylic colours and masks.

## Sharjah Archaeology Museum

Sharjah Archaeology Museum provides students with displays and workshops that explain archaeology and how archaeologists study the ancient eras. The museum houses a series of galleries arranged chronologically. Highlights of these galleries are the daily life during the Stone Age, Bronze Age, Iron Age, and the Greater Arabia Age.

**The Museum provides coverage of national and international curricula objectives within the programmes of study of history, social studies, geography, and fine arts.**

## TOURS (1 hour)

### General Tour

Led by museum staff, students will enjoy key objects of the museum chronologically, starting off with the Stone Age and up to the Greater Arabia Age. This tour is discussion-based and includes hands-on activities.

### Self-Led Tour

Teachers can lead their own tour at Sharjah Archaeology Museum using the pre- and post visit materials, key questions and glossary offered online in the Education section of Sharjah Museums Department's website.

## WORKSHOPS (2 hours)

### Dig and Explore the Ancient Life (Elementary School)

Students will learn about the different tools used in the ancient life such as hunting tools, jewellery and pottery. Students will then be introduced to the tools that archaeologists nowadays use during site excavation and will be given the opportunity to discover their own artefacts, document their finds and attempt to interpret them.

### Ancient Civilizations in the Arabian Peninsula (Middle and Secondary School)

Students will discover the ancient civilizations in the Arabian Peninsula such as Dilmun, explore the distinctive motifs of each civilization and decorate a pot in a similar style to the objects seen.

### Carving on Currencies (Middle School)

Through a tour in the Arabian Peninsula Hall, students will learn about the various currencies with different symbols, signs and scripts that show the history of Mleiha. They will carve on their currencies using carving tools.

### Mining (Middle and Secondary School)

Students will explore the discovery of metal such as copper in the Bronze Age and identify the mining tools used in this age as well as some of their everyday tools. They will then get a chance to create a mould of a spearhead.



## TOURS (1 hour)

### General Tour

Students will live different experiences in this tour which is led by the museum's guides. They will enjoy the details of Sharjah's life in the past during Sheikh Sultan Bin Saqr the second. This tour is discussion-based and includes hands-on activities.

### Self-Led Tour

Teachers can lead their own tour at Sharjah Fort using pre- and post-visit materials, key questions and glossary offered online in the Education section of Sharjah Museums Department's website.

## WORKSHOPS (2 hours)

### My Diary (Elementary and Middle School)

Students will learn about the life of Sheikh Sultan Bin Saqr the second and his personal belongings such as diaries and records. They will also design their own diary.

### Sharjah Fort Frame (Kindergarten and Elementary School)

Students will learn about the fort's history and the materials used in its construction. Then they will colour the fort's mould and decorate its frame.

### Date Dessert (Middle School)

Students will learn about how Al Hisn residents achieved self-sufficiency by dates. They will make date desserts storing.

### Dates Basket – *Al Jefeer* (Elementary and Middle School)

Students will learn about the importance of the palm and how to extract molasses from dates in *Al Medbasa* (molasses room). The workshop includes an activity to make replica dates and place them inside *Al Jefeer*.

## Al-Mahatta Museum

Al Mahatta Museum is considered to be the first airport in the UAE, built in 1932. From man's first attempts to fly to landing on the moon, explore the history of flight and the development of aviation in this region at the museum which is located in Sharjah's first airport building. Watch an interesting film about the daily life at the airport and Sharjah Town during the 30th century and experience first-hand this fascinating period of Sharjah's history. The original propeller planes, fully restored, stand guard in the hangar alongside the original refueling tanker.

**The Museum provides coverage of national and international curricula objectives within the study of history, geography and science.**

## TOURS (1 hour)

### General Tour

Led by museum staff, students will be able to enjoy key objects of the Museum, starting off with a short film showing the function of the airport in the past, and ending with The Hangar Gallery where students get to see original planes of Al Mahatta. This tour is discussion-based and includes hands-on activities.

### Self-Led Tour

Teachers can lead their own tour at Al Mahatta Museum using the pre- and post visit materials, key questions and glossary offered online in the Education section of Sharjah Museums Department's website.

## WORKSHOPS (2 hours)

### Imaginative Station (Kindergarten)

Kids will learn about the different planes in Al Mahatta Museum while identifying their different parts. Finally, they will get creative and enjoy designing their own pilot's costume.

### Weather Conditions (Elementary School)

Students will enjoy discovering climatic phenomena while using measurement tools such as barometers. They will then make a model of the rain collector device.

### My Safety in the Plane (Middle and Secondary School)

Students will identify the safety tools that were used in the past, and will compare them to the ones used today, including the black box. They will then get the chance to make a model of the black box.



## Sharjah Classic Cars Museum

Sharjah Classic Cars Museum displays vintage classic cars of different brands dating back to the 20th century. The oldest car showcased in the museum dates back to 1915. The museum is divided into five sections; each represents a historical stage of development in the automotive industry. It also offers visitors the opportunity to learn about the different types of car engines and how they function. They can also read about the brilliant innovators who were behind the manufacturing of those glamorous cars, and admire the great efforts they exerted to offer humanity the greatest innovations that have contributed to the evolution of human civilization, as it provided mankind with the best means of transportation and travel.

**The Museum provides coverage of national and international curricula objectives within the study of science.**

## TOURS (1 hour)

### General Tour

Led by museum staff, students will enjoy discovering the classic cars collection while learning the early stages of cars development. This tour is discussion-based and includes hands-on activities.

### Self-Led Tour

Teachers can lead their own tour at Sharjah Classic Cars Museum using the information available online at Sharjah Museums Department's website.

## WORKSHOPS (2 hours)

### The Little Expert (Kindergarten)

Students will enjoy learning about the establishment of the early petrol stations in the UAE. They will also create a model of a petrol pump.

### My Small Car (Elementary School)

Students will closely examine the different parts of a Volks Wagen. They will enjoy assembling the main parts of the car themselves.

### Electricity Circuit Mechanism (Middle School)

Students will learn about the closed and opened circuits in cars to start later building their own new circuit with the help of specialist.

## Sharjah Heritage Museum

The Museum is dedicated to highlighting Sharjah's authentic heritage and the rich culture of Emirati people and Sharjah residents over the past decades. It provides a broad idea of the diverse environments, which our ancestors experienced and lived in, starting from the marine and coastal environments to the mountainous and agricultural ones. These environments reflect their lifestyle, habits and crafts. The Museum also highlights the authentic Arab traditions including the warm hospitality, celebrations, marriage ceremonies, sciences and livelihoods. In addition to this, it presents folk tales, proverbs and puzzles to entertain children and help them learn in an insightful and interesting atmosphere.

**The Museum provides coverage of national and international curricula objectives within the programmes of study of history, geography, social studies, and citizenship.**

## TOURS (1 hour)

### General Tour

Led by museum staff, students will uncover the past by entering the world of UAE heritage through galleries that showcase a variety of collections. These include medical tools and traditional medicine, traditional folk art ceremonies, cosmetics and costume galleries. This tour is discussion-based and includes hands-on activities.

### Self-Led Tour

Teachers can lead their own tour at Sharjah Heritage Museum using the pre- and post-visit materials, key questions and glossary offered online in the Education section of Sharjah Museums Department's website.

## WORKSHOPS (2 hours)

### Life in the Past (Elementary School)

Students will learn about the life of Emirati citizens before the discovery of oil. This includes learning about their clothing styles and accessories, the importance of coffee and palm trees, as well as falconry. Students will then design their own traditional cloth using traditional fabrics.

### Duties of Emirati Men and Women in the Past (Middle School)

Students will uncover the enormous duties that most Emirati men and women performed on a daily basis to survive in the past. Some of the men's duties included pearling and fishing, while some of the women's duties included selling goods and creating perfumes and incense. Students will then enjoy creating one of the traditional perfumes that live in our grandparents memory.

## Sharjah Aquarium

Sharjah Aquarium offers an opportunity for students to experience the colourful, rich and diverse undersea world from the seas around Sharjah. Also, the advanced technologies and cutting edge design of the Aquarium will allow the students to enjoy the tunnels and displays that include over 150 species.

**The Museum provides coverage of national and international curricula objectives within the programmes of study of biology and science.**

## TOURS (1 hour)

### General Tour

Led by museum staff, students will uncover the different marine species available at Sharjah Aquarium. This tour is discussion-based and includes hands-on activities.

### Self-Led Tour

Teachers can lead their own tour at Sharjah Aquarium using the Fish Guide materials, key questions and glossary offered online in the Education section of Sharjah Museums Department's website.

## WORKSHOPS (2 hour)

### The Small Fisherman Net (Kindergarten)

Be a fisherman for the day! Kids will be engaged in an interesting discussion while watching the diver feeding the fish. Later, they will colour different kinds of sea creatures and stick them on their own fishing net.

### Touch Pool (Elementary, Middle and Secondary School)

Students will get a unique chance to discover underwater life by watching the amazing sea creatures and touching some of them like the starfish, sea cucumber, snails and shells.

### Fish Anatomy

Students will learn about the fish's body parts in details through fish anatomy at Sharjah Aquarium under the supervision of the Education Specialist.

### Tailor-made workshops

These workshops are designed upon the teachers' requests and subjects' requirements. Please contact the education specialist at Sharjah Aquarium one month prior to your visit.

## Sharjah Maritime Museum

The Museum sheds lights on marine life which formed a major part of Sharjah's heritage. The sea played a key role in the development of coastal cities and was the primary reason for their development over 6,000 years ago. You can explore traditional wooden seafaring dhows used for fishing, trading and pearling, each designed according to their use. You will get the opportunity to contemplate the beauty of the genuine Arabian pearls collected by our ancestors from the deep blue waters of the Gulf.

The Museum provides coverage of national and international curricula objectives within the programmes of study of geography and social studies.

## TOURS (1 hour)

### General Tour

Led by museum staff, students will learn about the pearling industry including the various tools and responsibilities held by the pearl divers and traders. Students will also learn about fishing including the various boats and materials used. This tour is discussion-based and includes hands-on activities.

### Self-Led Tour

Teachers can lead their own tour at Sharjah Maritime Museum using the pre- and post-visit materials, key questions and glossary offered online in the Education section of Sharjah Museums Department's website.

## WORKSHOPS (2 hours)

### My Marine Environment (All Grades)

Students will learn about the marine environment, diving journeys in the past and the different types of seashells. Then they will create a seashell model.

### 'Al Tawash'- The Pearl Merchant (Middle and Secondary School)

During the tour, students will learn about the importance of pearl diving and its role in people's lives. They will then enjoy creating bracelets and medals using pearls and oyster shells.

### Tailor-made Workshops

These workshops are designed upon the teachers' requests and subjects' requirements. Please contact the education specialist for reservation one month prior to the visit.



## Sharjah Calligraphy Museum

Sharjah Calligraphy Museum houses exceptional calligraphic collections of beautifully written scripts on canvas, wood and ceramics. These works of art were created by local artists and well-known international calligraphers. The Museum also showcases a collection of calligraphic tools.

The Museum provides coverage of national and international curricula objectives within the programmes of study of Arabic language and fine arts.

## TOURS (1 hour)

### General Tour

Led by museum staff, students will uncover a selection of paintings by important and distinctive calligraphers. They will learn all about the history of calligraphy including the various tools and different styles. This tour is discussion-based and includes hands-on activities.

### Self-Led Tour

Teachers can lead their own tour at Sharjah Calligraphy Museum using the pre- and post-visit materials, key questions and glossary offered online in the Education section of Sharjah Museums Department's website.

## WORKSHOPS (2 hours)

### Islamic Patterns (Middle and Secondary School)

Students will get inspired by the Islamic patterns to later use colored sand in drawing floral and geometric patterns.

### Unique Calligraphy (Middle and Secondary School)

Students will get the chance to meet one of the calligraphers after learning about their ingenuity. Then each of the students will create an artwork using Arabic calligraphy.

### Arabic Calligraphy (Elementary School)

Students will learn about the different kinds of calligraphy in an educational and entertaining way. Then they will print their letters and names on a canvas.

### *Al Tomina* (Kindergarten to Grade 3)

Students will enjoy a short movie and story about *Al Tomina*, a traditional way to express the joy of memorizing the Quran. Then they will chant together *Al Tahmida* around the Museum.

## Bait Sheikh Saeed bin Hamad Al Qasimi

One of the most beautiful heritage houses in the UAE, located in Kalba on the east coast of the Arabian Gulf. It was built between 1898 and 1901, and was the residence of Sheikh Saeed and his family. He ruled and signed several agreements from within this house which reflects the authentic Emirati architectural style. Today, Bait Sheikh Saeed displays many valuable Islamic artefacts that have significant importance.

**The Museum provides coverage of national and international curricula objectives within the programmes of study of history, social studies, and citizenship.**

## TOURS (1 hour)

### General Tour

Led by museum staff, students will learn about the valuable collectibles and the division of the house which consists of three sections: the heritage section, the archaeology section and the Islamic section.

### Self-Led Tour

Teachers can lead their own tour at Bait Sheikh Saeed bin Hamad Al Qasimi using the information available online at Sharjah Museums Department's website.

## WORKSHOPS (2 hours)

### My Beautiful Notebook (Elementary and Middle School)

Students will inspire their ideas from the museum's collections to decorate their notebook and pen using simple traditional tools.

### Decoupage Art (Middle and Secondary School)

Students will inspire their ideas from the various Museum's collections to design their traditional piece using decoupage art.

### Traditional Cushion (Middle and Secondary School)

Students will learn about cushion's different designs. They will decorate their own traditional cushion using brightly coloured fabrics.

## Sharjah Discovery Centre

Sharjah Discovery Centre is an interactive hands-on facility, designed for young students (up to 12 years old) where they can discover, learn through play, explore the world around them, and understand that science and technology are parts of their daily lives. This is offered through a brightly decorated gallery that contains a water games area, sports area, human anatomy section, building city, driving city, market and finally a T.V studio. The center also offers presentations, scientific and entertaining competitions in its theatre.

The Museum provides coverage of national and international curricula objectives within the programmes of study of physics, biology and science.

## TOURS

### **Standard Tour (1 hour)**

This visit includes a free tour, one ticket for each student for the Drive Town and one for the shows listed below (All about Teeth, States of Matter, The Space, Skeleton, The Art of Optical Illusion).

### **Special Tour (1 hour and 30 minutes)**

The visit includes a free tour, one ticket for each student for the Drive Town show and one of the workshops or shows listed below (Animals, All About Food, The Food Pyramid, Exploring Magnets, Properties of Light and Exploring DNA).

## SHOWS

### **All about Teeth (KG1 to Grade 6)**

How many teeth do we have? What are their different kinds and functions? How can we keep our teeth healthy and free from decay? Students will find out the answers to these questions during this show.

### **States of Matter (Grades 3 to 5)**

In this entertaining show, students will learn about the scientific basics of matter states in a simple way and the movement of molecules in each case, through entertaining scientific experiments.

### **The Space (Grades 1 to 2)**

Student will learn about the solar system and understand the phenomenon of day and night transitions.

### **Skeleton (Grades 3 to 4)**

During this show, students will learn about the skeleton, what it consists of, its importance and ways to help it grow.



## **The Art of Optical Illusion (Grades 5 to 6) (Available in Arabic Only)**

Students will learn about optical illusion through an imaginative journey in a world of optical illusions and entertaining experiences.

## **Animals (Grades 1 and 2)**

In an entertaining atmosphere, children will represent the roles of some of the animals through an educational programme where they will learn about their characteristics and their offspring.

## **All About Food (Grades 4 to 6)**

Students will make a special programme about nutrition. They will know why having fruits and vegetables is important to their health.

## **The Food Pyramid (KG2 to Grade 2)**

In a fun atmosphere, students will learn about the food pyramid and the five basic groups that keep the body healthy.

## **WORKSHOPS**

### **Exploring Magnets (Grades 2 to 5)**

Students will learn about the properties of magnets through many exciting experiments.

### **Heat and Temperature (Grade 4 to 5)**

Students will learn about the difference between the thermal energy and the temperature. They will also discover the methods of heat transfer and its importance.

### **Properties of Light (Grades 4 to 6)**

Students will enjoy performing scientific experiments about light and its properties.

### **Exploring DNA (Grades 5 and 6)**

In this programme, students will learn about the components of DNA and its importance in transferring genetic traits from parents to children.



## Sharjah Science Museum

Sharjah Science Museum contains more than 50 interactive hands-on exhibits that cover a wide variety of topics including physiology, human performance, perception, rotational dynamics, sound, light and astronomy. The Museum offers live demonstrations and workshops along with an interpretive team who adds a dynamic learning environment for school groups. The Learning Centre contains three well-equipped teaching and learning spaces, the Discovery Area, the Science Lab and the Computer Lab.

**The Museum provides coverage of national and international curricula objectives within the programmes of physics, biology and astronomy.**

## TOURS

### **Standard Tour (1 hour)**

This visit includes a tour in the Exhibition Hall, and one of the shows described below.

### **Private Tour (2 hour)**

This visit includes a tour in the Exhibition Hall, two shows from the list below, or one show and one workshop.

## SHOWS

### **Bubble Show (KG1 to Grade 3)**

Students will enjoy observing big soap bubbles and will get the opportunity to be inside one of them.

### **What Glitters in the Sky? (KG1 to Grade 2)**

Students will take their first step towards stargazing. They will learn about the moon, planets and stars.

### **A Rocket to the Moon (KG2 to Grade 3)**

Students will understand how the craters on the moon were formed, and they will enjoy launching a rocket.

### **Science Magic Show (Grades 1 to 6)**

The students will learn the science behind some common phenomena by participating in exciting experiments.

### **Digestive System (Grades 4 to 9)**

By following the path of food through the body, students will learn the parts of the digestive system and how they contribute to the digestive process. The discussion will also continue to include the importance of a balanced diet.

### **Fun with Physics (Grades 5 to 9)**

Students will learn about physics through fun experiments like “Bernoulli’s Ball Game” and “Cast Your Shadow on Board”.

### **Electricity (Grades 3 to 12)**

Using the Van de Graff Generator, students will take part in hair-raising investigation of static electricity.

### **Play and Learn (Grades 3 to 12)**

Students will make polymer, smoky soap bubbles and they will release a bird using mechanical energy.

### **A Trip to the Solar System (Grades 3 to 12)**

Students will take an imaginary trip to visit the planets of the Solar System.

### **Cryogenics (The Study of Supercooling) (Grades 3 to 12)**

Students will learn the supercooling effect on the properties of living and non-living materials using liquid nitrogen.

### **Laser (Grades 4 to 12)**

Students will understand the idea behind laser light and its precise patterns that are used for many important applications in our daily life. Students will also enjoy an exciting presentation of laser effects daily.

### **Astronaut (Grade 4 to 12)**

Students will experience a rocket launch and will discover what happens inside the body of an astronaut in the space.

### **Journey into the Deep Space (Grades 7 to 12)**

In this show, students will learn how vast the universe is and will understand why it is so dark. An astronaut model will be used to explain the functions of the astronaut suit.

### **Sharjah Sky (Grades 3 to 12)**

Student will discover the vast universe and will learn how to locate constellations and planets.

## **WORKSHOPS**

### **Classification (KG1 - KG2)**

Students will learn the basics of classification by sorting objects according to colour, shape, hardness, etc. Then, they will apply what they have learned at the child-size house.



### **Animal World (KG1 - Grade 3)**

Students will learn about tame and wild animals, their characteristics, habitat and way of living.

### **Air (Grade 1 to 3)**

Students will explore the properties of air and they will construct a model of a helicopter or a rocket.

### **Sea Life (Grade 1 to 4)**

By observing live specimens, students will discover how a fish swims, breathes and performs other functions.

### **Light and Colour (Grade 2 to 6)**

Students will learn about the properties of light through hands-on activities. They will investigate how light travels, how shadows form and how we see colours.

### **Physics of Sound (Grade 2 to 6)**

Students will investigate the properties of sound and explore how sound travels through different media.

### **The Force of Magnet (Grade 3 and 4)**

Students will differentiate between magnetic and non-magnetic materials, and they will measure the force between two magnets to see how they are affected by changing distances between them.

### **Electromagnetism (Grade 3 to 5)**

Students will investigate a simple electric circuit and use it to construct and explore the properties of the electromagnet.

### **Status of Matter (Grade 3 to 5)**

After being introduced to the status of matter, students will experiment the different ways of transferring matter from one status to another.

### **Human Body (Grade 4 to 6)**

Students will learn about the human organs and their various functions. They will then explore where each organ fits in the human body through an educational model.



### **Hot and Cold Water (Grade 4 to 6)**

Students will create a water thermometer and learn how different temperatures have different effects on water.

### **The Solar Energy (Grade 4 to 7)**

Students will learn how solar energy can be converted to other forms of energy, such as heat and electricity. Students will experiment using Lego solar car and other fun experiments.

### **Skeletal System (Grade 5 and 6)**

Students will discover the human skeletal system. They will then construct a human skeleton while counting the bones of the human body.

### **Recycling Paper (Grade 5 and 9)**

Students will learn how solid waste can degrade the environment. They will also create their own greeting cards using recyclable materials.

### **Electricity World (Grade 4 to 6)**

Students will construct electronic circuits and discover conductors and insulators. They will learn how to control the circuits operation manually and mechanically.

### **Computer World (Grade 5 to 7)**

Students will learn about the computer basic parts and how they work by identifying the internal parts of a computer case.

### **Robotic Programming (Grade 6 to 9)**

Students will improve their thinking and problem-solving skills through designing, constructing and programming an interactive robot using Lego parts, motors, sensors and more.

## **Chemistry World (Grade 7 to 9)**

Students will get to discover the exciting world of chemistry and learn about acids, bases and pH indicators. They will also perform metal flame tests.

## **The Cardiovascular System (Grade 7 to 9)**

Students will discuss the function of the human cardiovascular system. They will reinforce what they have learned by using computer programmes and activities.

## **The Muscular System (Grade 7 to 9)**

Using computer programmes and activities, students will investigate the different types of muscles and how they function.

## **The Digestive System (Grade 7 to 12)**

Students will explore the human digestive system and the four phases of digestion.

## **Levers (Grade 8)**

Students will investigate the mechanical advantage of different types of levers and their importance in people's life.

## **Light and Optics Reflection (Grade 8 and 9)**

Students will explore the phenomenon of light reflection, and will investigate their reflections in concave mirrors.

## **Hydrogen Energy (Grade 9 to 12)**

After learning about renewable and substitute energy, students will discover how to run a car powered by solar energy using a hydrogen fuel cell. The hydrogen used is produced by water electrolysis.



### **The Muscular System (Grade 10 to 12)**

Using computer programmes and activities, students will investigate the different types of muscles and how they function.

### **The Cardiovascular System (Grade 10 to 12)**

Students will discuss the function of the human cardiovascular system. They will reinforce what they have learned by using computer programmes and activities.

### **Newton's Laws of Motion (Grade 11)**

Students will use the Vernier LabQuest Interface System and sensors to collect and analyze the data from their Newton's Law experiments.

### **Geometry of Crystals (Grade 11)**

Students will study the properties of six models representing various geometric shapes of the crystals. They will then be introduced to samples of minerals found in the UAE.

### **Acid Base Titration (Grade 12)**

Students will use the Vernier LabQuest Interface System with sensors in order to predict accurate results of chemistry experiments.

### **Esters and artificial flavour (Grade 12)**

Student will prepare different esters such as the Vicks rub.



## SCHOOL PROGRAMMES TERMS AND CONDITIONS

- ☼ For school visits, fees may be applied in some museums. For more information please contact the museum directly (Page 3).
- ☼ Fill the Booking Form with your selected programme and send it two weeks prior to your visit through our website: [www.SharjahMuseums.ae](http://www.SharjahMuseums.ae)
- ☼ All museums can accommodate a maximum of 30 students per visit. Sharjah Discovery Centre can accommodate a maximum of 60 students per standard visit and 30 students per private visit. The reservation will be cancelled if the number of students exceeds the capacity.
- ☼ School groups who arrive at the museum without prior booking may be turned away if the museum is unable to accommodate the group. The decision is at the discretion of museum staff.
- ☼ An accompanying teacher/adult for every 10 students is required for any museum visit.
- ☼ For inquiries, please contact [schools@smd.gov.ae](mailto:schools@smd.gov.ae)
- ☼ **SMD reserves the right to request misbehaving students to leave museum premises if they pose a threat to the exhibits or to others.**







2015 - 2016

## SCHOOL BOOKING FORM

- 📌 Please complete a separate school booking form for multiple visits through our website: [www.SharjahMuseums.ae](http://www.SharjahMuseums.ae)
- 📌 Confirmation of your booking will be made by return e-mail.
- 📌 Bookings must be made at least two weeks prior to the desired visit date for maximum 30 students per booking.
- 📌 In the case of cancellation, please contact the museum two days at least prior to your visit.
- 📌 For Further queries contact the museum you wish to visit on the number appearing in the Museum Information Page

### SCHOOL DETAILS

### VISIT DETAILS

School name: ----- Date & Time of arrival: -----  
School address: ----- Time of departure: -----  
Telephone: ----- Number of students: Girls ----- boys ----- total -----  
Fax number: ----- Grade of students: -----  
Contact name: ----- Students' disability: -----  
Mobile: ----- Preferred language (Arabic/English only ) -----  
Email address: ----- Number of supervisors: -----

### TOURS & WORKSHOPS

Please include one workshop/tour only for every booking.

Workshop/tour title: -----

Museum: -----

For Sharjah Discovery Centre and Sharjah Science Museum visits, **please fill the following:**

Standard visit: Show/workshop: -----

Private visit: Show/workshop: -----

WOULD YOU LIKE A PRELIMINARY VISIT? YES

☐ NO ☐

(Get to meet our Education Specialist at the museum you wish to visit to discuss your booked tour/workshop objectives and to be familiar with the location before your actual visit. )

DO ANY OF YOUR STUDENTS HAVE DIFFERENT DISABILITIES? YES

☐ NO ☐

If Yes, please specify:

-----  
-----